



# NETIO

Networked power sockets

## ABOUT NETIO

**NETIO Products a.s.**, a Czech company, produces **remotely controlled networked power sockets (PDUs)** for various applications. These PDUs can function as **standalone devices or integrate** with **NETIO Cloud** to provide remote restart solutions. They also offer integration options with **third-party systems** and **local automation features**. The PDUs can connect to **LAN (WiFi)** for output **measurement and control**, and users can manage them via **LAN, Cloud, Mobile App, Scheduler, WatchDog, or AV drivers**.

## WHO ARE OUR PRODUCTS FOR?

Our PDUs are **mainly for businesses (B2B)**. **System integrators** use our products in **various industrial projects**. You can find our products in demonstration booths, shops, showrooms, digital signage screens, hospitals, and many other **M2M and IoT applications**.

We offer **PDUs in various forms for different uses**, such as:

- **PowerPDUs** for **datacenter racks**
- **PowerDIN** versions for **smart building** and **electromobility** applications
- **PowerCables** for **compact solutions**

## WHY CHOOSE NETIO?



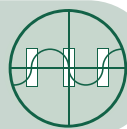
### Industrial Quality

Robust and fail-proof, resilient against temperature swings, low RMA rates.



### Compatibility

Multiple control and integration options through 3rd party control drivers, Open API and industry protocols, remote cloud access and mobile app.



### Longevity

Long product lifetime using Zero Current Switching & Zero Voltage Switching.



### Simplicity

Easy to install, easy to use, easy to service, easy to maintain.



### Cost-effective

Immediate ROI saves your investment.

### Remote Control

Remote monitoring, scheduling and analysis help save energy. Secure Cloud and IP communication (SSL, HTTPs, ...).



### Power system resiliency

Reduced downtime of systems. Remote or automated restarting of frozen devices and flexible sequential powering up devices after downtime or power outages.



### Product line versatility

Broad selection of products for any application, region, and installation type.



### Predictive maintenance

using precise power metering and threshold warnings.



### Business support for your projects

Knowledgeable and fast technical support for any emergency situations.


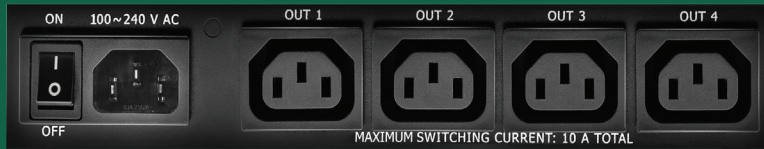


# TABLE OF CONTENTS

<b>PowerPDU family</b> .....	<b>6 - 13</b>
PowerPDU 4KS.....	6
PowerPDU 4PS.....	7
PowerPDU 4PV.....	8
PowerPDU 8QV.....	9
PowerPDU 8KF.....	10
PowerPDU 8QF.....	11
PowerPDU 8KS.....	12
PowerPDU 8QS.....	13
<b>PowerBOX family</b> .....	<b>14 - 15</b>
PowerBOX 4Kx.....	14
PowerBOX 3Px.....	15
<b>PowerCable family</b> .....	<b>16 - 19</b>
PowerCable 1Kx.....	16 - 17
PowerCable 2KZ.....	18
PowerCable 2PZ.....	19
<b>PowerDIN family</b> .....	<b>20</b>
PowerDIN 4PZ.....	20
<b>11 Ways to Control NETIO PDUs</b> .....	<b>21</b>
<b>Products for 3-phase Systems</b> .....	<b>22 - 24</b>
PowerDIN ZK3.....	22
PowerDIN ZP3.....	23
PowerPDU FK6.....	24
<b>nBus</b> .....	<b>25</b>
<b>NETIO US</b> .....	<b>26 - 27</b>
<b>Socket Types</b> .....	<b>28 - 29</b>
<b>Accessories</b> .....	<b>30 - 31</b>
NETIO Sensor T1.....	31
<b>Features</b> .....	<b>32 - 41</b>
NETIO PDUs: Built to Last.....	32
Acurate Power Metering.....	33
NETIO Cloud.....	34 - 35
NETIO Mobile 2.....	36
User-friendly Web Interface.....	37
Open API.....	38
List of Features.....	39
Application Notes.....	40
Integration Partners.....	41
<b>Product Comparison</b> .....	<b>42 - 43</b>

# PRODUCT FAMILIES

## PowerPDU family



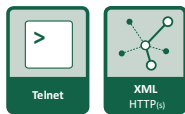
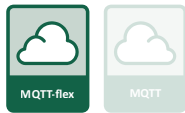
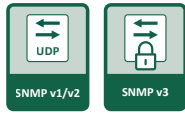
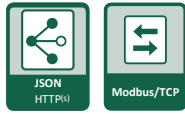
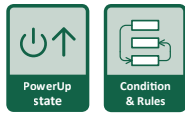
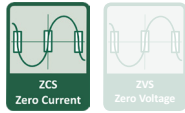

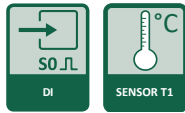

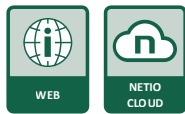
## PowerDIN family



## PowerCable family

## PowerBOX family






## PowerPDU 4KS

PowerPDU 4KS is a metered PDU with four IEC-320 C13 power outlets, LAN port and 1x DI (Digital Input). PowerPDU 4KS measures electrical parameters (A, kWh, TPF, W, V, Hz) on each power outlet individually. Each output is controllable via device web, NETIO Cloud service (not mandatory) or NETIO Mobile 2 App. Integrations are simple thanks to its Open API and ready to use AV drivers (Crestron, Extron, Savant, RTI, Utelogy, ELAN and more).

### Power Metering & Switching



### SPECIFICATIONS

- Mechanical mounting: 1/2 U in a 19" rack
- Switching & metering each power output independently
- 4x power metering (A, W, kWh, TPF, V, Hz)
- Power input: IEC-320 C14 (100/240 V AC); max 10A
- Power output: 4x IEC-320 C13; max 10A per output
- 1x RJ45 Ethernet
- 1x DI - Digital Input (Dry contact, S0, Ext. sensor)
- ZCS (Zero Current Switching)

### FEATURES

- PowerUp sequence
- Week Scheduler function
- Ping + Power WatchDog
- Condition & Rules
- AV Drivers ready
- nBus / multiPDU support
- External temperature sensor (DI)
- Thermostat feature

### CONTROL OPTIONS

- Web Interface (HTTPs)
- Open API
- NETIO Cloud
- NETIO Mobile 2
- 1x DI (Digital Input)

### OPEN API

- Telnet
- SNMP v1/v3
- Modbus/TCP
- MQTT-flex
- URL API - HTTP(s) get
- JSON over HTTP(s) & more

# PowerPDU 4PS

PowerPDU 4PS is a managed PDU (Power Distribution Unit) with four power outlets (4x IEC 320 C13). Each output can be switched on/off individually. NETIO PowerPDU 4PS can be mounted in rack cabinets – horizontally, vertically, or as a 1U device. Integration into third-party systems is possible by using various protocols (JSON over HTTP(s), Modbus/TCP, NMP, MQTT-flex, Telnet, ...). With the NETIO Cloud service, the outputs can be controlled from anywhere. Drivers for AV systems are available (Crestron, Utelogy, ELAN and many more).

## Power Switching



### SPECIFICATIONS

- Mechanical mounting: 1/2 U in a 19" rack
- Switching each power output independently
- Power input: IEC-320 C14 (100/240 V AC); max 10A
- Power output: 4x IEC-320 C13; max 10A per output
- 1x RJ45 Ethernet
- ZVS (Zero Voltage Switching)

### FEATURES

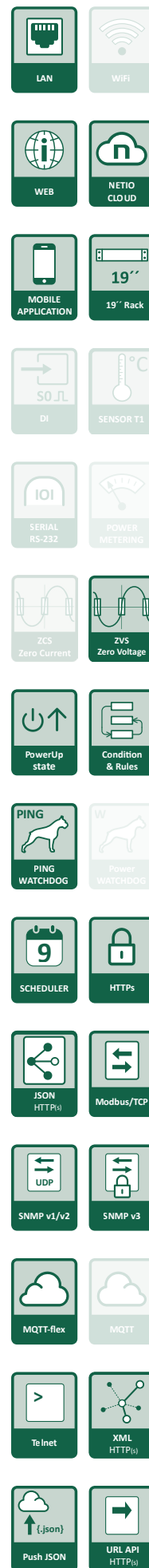
- PowerUp sequence
- PowerUp State / Delay
- Week Scheduler function
- Ping WatchDog
- Condition & Rules
- AV Drivers ready

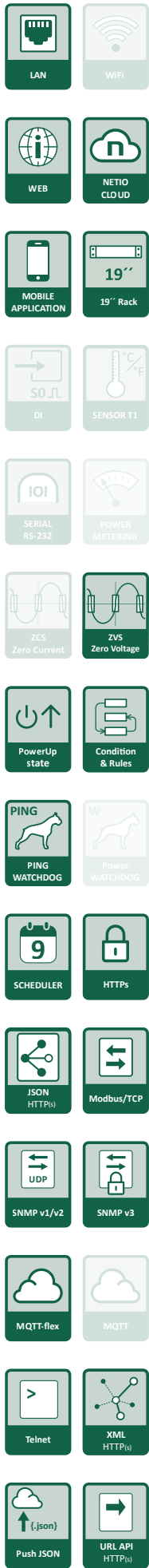
### CONTROL OPTIONS

- Web Interface (HTTPs)
- Open API
- NETIO Cloud
- NETIO Mobile 2

### OPEN API

- Telnet
- SNMP v1/v3
- Modbus/TCP
- MQTT-flex
- URL API - HTTP(s) get
- JSON over HTTP(s)
- & more





## PowerPDU 4PV

PowerPDU 4PV is a managed PDU (Power Distribution Unit) with four power outputs (4x powerCON). Each output can be switched on/off individually. NETIO PowerPDU 4PV can be mounted in rack cabinets – horizontally, vertically, or as a 1U device. Integration into third-party systems is possible by using various protocols (JSON over HTTP(s), Modbus/TCP, NMP, MQTT-flex, Telnet, ...). With the NETIO Cloud service, the outputs can be controlled from anywhere. Drivers for AV systems are available (Crestron, Utology, ELAN and many more).

### Power Switching



### SPECIFICATIONS

- Mechanical mounting: 19" (1U) rack mount
- Switching each power output independently
- Power input: powerCON A (blue) (100/240 V AC); max 16A
- Power output: 4x powerCON B (gray); max 16A per output
- 1x RJ45 Ethernet
- ZVS (Zero Voltage Switching)

### FEATURES

- PowerUp sequence
- Week Scheduler function
- Ping + Power WatchDog
- Condition & Rules
- AV Drivers ready
- nBus / multiPDU support
- External temperature sensor (DI)
- Thermostat feature

### CONTROL OPTIONS

- Web Interface (HTTPs)
- Open API
- NETIO Cloud
- NETIO Mobile 2

### OPEN API

- Telnet
- SNMP v1 /v3
- Modbus/TCP
- MQTT-flex
- URL API - HTTP(s) get
- JSON over HTTP(s)
- & more

# PowerPDU 8QV

PowerPDU 8QV is a PDU (Power Distribution Unit) with eight power outputs controlled and metered over LAN. Each output can be switched on/off individually. It fits into a 19" cabinet (1U). PowerPDU 8QS supports two channels for electrical measurements: the PDU as a whole (all outputs combined), and the first output separately (Output 1). Its Digital Input (DI) can be used to control the outputs or count SO pulses. With the NETIO Cloud service, the outputs can be controlled from anywhere. Drivers for AV systems are available (Crestron, Extron, Savant, RTI, Utelogy, ELAN and more).

## Power Metering & Switching



### SPECIFICATIONS

- Mechanical mounting: 19" (1U) rack mount
- Switching each power output independently
- 2 power metering channels (Total + Output 1)
- Power input: powerCON A (blue) (100/240 V AC); max 16A
- Power output: 8x powerCON B (gray); max 16A per output
- 1x RJ45 Ethernet
- 1x DI - Digital Input (Dry contact, SO, Ext. sensor)
- ZVS (Zero Voltage Switching)

### FEATURES

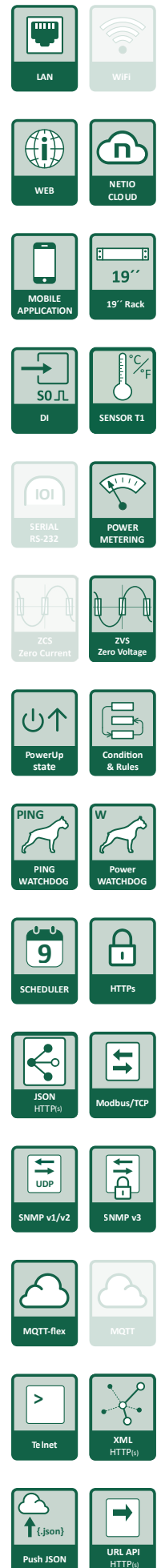
- PowerUp sequence
- Week Scheduler function
- Ping + Power WatchDog
- Condition & Rules
- AV Drivers ready
- nBus / multiPDU support
- External temperature sensor (DI)
- Thermostat feature

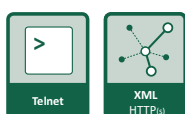

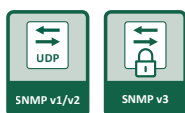
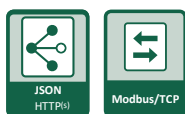
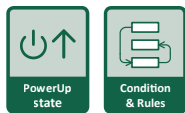
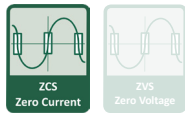

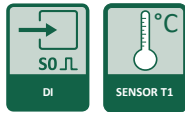
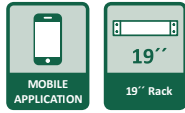

### CONTROL OPTIONS

- Web Interface (HTTPS)
- Open API
- NETIO Cloud
- NETIO Mobile 2
- 1x DI (Digital Input)

### OPEN API

- Telnet
- SNMP v1/v3
- Modbus/TCP
- MQTT-flex
- URL API - HTTP(s) get
- JSON over HTTP(s)
- & more





## PowerPDU 8KF

PowerPDU 8KF is a PDU (Power Distribution Unit) with eight power outputs controlled and metered over LAN. Each output can be switched on/off and metered individually. It fits into a 19" cabinet (1U). Its Digital Input (DI) can be used to control the outputs or count 50 pulses. With the NETIO Cloud service, the outputs can be controlled from anywhere. Drivers for AV systems are available (Crestron, Extron, Savant, RTI, Utelogy, ELAN and more).

### Power Metering & Switching



### SPECIFICATIONS

- Mechanical mounting: 19" (1U) rack mount
- Switching & metering: each power output independently
- 8 power metering channels (A, W, kWh, TPF, V, Hz)
- Power input:
  - Fixed cable 1.8m
  - Plug: Type F/E (240V / 16A)
- Power output: 8x Type F (Schuko); max 16A per output
- 1x RJ45 Ethernet
- 1x DI - Digital Input (Dry contact, 50, Ext. sensor)
- ZCS (Zero Current Switching)

### CONTROL OPTIONS

- Web Interface (HTTPS)
- Open API
- NETIO Cloud
- NETIO Mobile 2
- 1x DI (Digital Input)

### FEATURES

- PowerUp sequence
- Week Scheduler function
- Ping + Power WatchDog
- Condition & Rules
- AV Drivers ready
- nBus / multiPDU support
- External temperature sensor (DI)
- Thermostat feature

### OPEN API

- Telnet
- SNMP v1/v3
- Modbus/TPC
- MQTT-flex
- URL API - HTTP(s) get
- JSON over HTTP(s) & more

# PowerPDU 8QF

PowerPDU 8QF is a PDU (Power Distribution Unit) with eight power outputs controlled and metered over LAN. Each output can be switched on/off individually. It fits into a 19" cabinet (1U). PowerPDU 8QF supports two channels for electrical measurements: the PDU as a whole (all outputs combined), and the first output separately (Output1).

Its Digital Input (DI) can be used to control the outputs or count SO pulses. With the NETIO Cloud service, the outputs can be controlled from anywhere. Drivers for AV systems are available (Crestron, Extron, Savant, RTI, Utelogy, ELAN and more).

## Power Metering & Switching



Coming Soon

6 Years Warranty

### SPECIFICATIONS

- Mechanical mounting: 19" (1U) rack mount
- Switching each power output independently
- 2 power metering channels (Total + Output 1)
- Power input:
  - Fixed cable 1.8m
  - Plug: Type F/E (240V / 16A)
- Power output: 8x Type F (Schuko); max 10A per output
- 1x RJ45 Ethernet
- 1x DI - Digital Input (Dry contact, SO, Ext. sensor)
- ZVS (Zero Voltage Switching)

### CONTROL OPTIONS

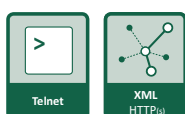

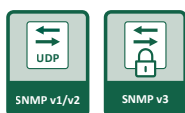
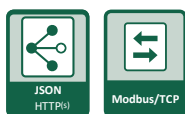
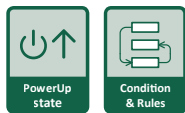
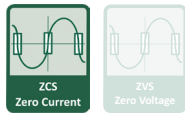

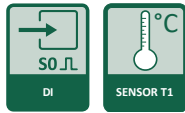
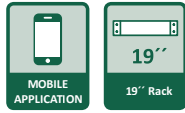

- Web Interface (HTTPS)
- Open API
- NETIO Cloud
- NETIO Mobile 2
- 1x DI (Digital Input)

### FEATURES

- PowerUp sequence
- Week Scheduler function
- Ping + Power WatchDog
- Condition & Rules
- AV Drivers ready
- nBus / multiPDU suport
- External temperature sensor (DI)
- Thermostat feature

### OPEN API


- Telnet
- SNMP v1/v3
- Modbus/TCP
- MQTT-flex
- URL API - HTTP(s) get
- JSON over HTTP(s) & more



## PowerPDU 8KS

PowerPDU 8KS is a PDU (Power Distribution Unit) with eight power outputs controlled and metered over LAN. Each output can be switched on/off and metered individually. It fits into a 19" cabinet (1U). Its Digital Input (DI) can be used to control the outputs or count 50 pulses. With the NETIO Cloud service, the outputs can be controlled from anywhere. Drivers for AV systems are available (Crestron, Extron, Savant, RTI, Utelogy, ELAN and more).

### Power Metering & Switching



### SPECIFICATIONS

- Mechanical mounting: 19" (1U) rack mount
- Switching & metering each power output independently
- 8 power metering channels (A, W, kWh, TPF, V, Hz)
- Power input: IEC-320 C20 (100/240 V AC); max 16A
- Power output: 8x IEC-320 C13; max 16A per output
- 1x RJ45 Ethernet
- 1x DI - Digital Input (Dry contact, S0, Ext. sensor)
- ZCS (Zero Current Switching)

### FEATURES

- PowerUp sequence
- Week Scheduler function
- Ping + Power WatchDog
- Condition & Rules
- AV Drivers ready
- nBus / multiPDU support
- External temperature sensor (DI)
- Thermostat feature

### CONTROL OPTIONS

- Web Interface (HTTPS)
- Open API
- NETIO Cloud
- NETIO Mobile 2
- 1x DI (Digital Input)

### OPEN API



- Telnet
- SNMP v1/v3
- Modbus/TPC
- MQTT-flex
- URL API - HTTP(s) get
- JSON over HTTP(s) & more

# PowerPDU 8QS

PowerPDU 8QS is a PDU (Power Distribution Unit) with eight power outputs controlled and metered over LAN. Each output can be switched on/off individually. It fits into a 19" cabinet (1U). PowerPDU 8QS supports two channels for electrical measurements: the PDU as a whole (all outputs combined), and the first output separately (Output1).

Its Digital Input (DI) can be used to control the outputs or count SO pulses. With the NETIO Cloud service, the outputs can be controlled from anywhere. Drivers for AV systems are available (Crestron, Extron, Savant, RTI, Utelogy, ELAN and more).

## Power Metering & Switching



### SPECIFICATIONS

- Mechanical mounting: 19" (1U) rack mount
- Switching each power output independently
- 2 power metering channels (Total + Output 1)
- Power input: IEC-320 C20 (100/240 V AC)
- Power output: 8x IEC-320 C13; max 10A per output
- 1x RJ45 Ethernet
- 1x DI - Digital Input (Dry contact, SO, Ext. sensor)
- ZVS (Zero Voltage Switching)

### CONTROL OPTIONS

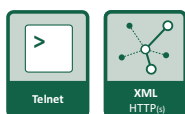

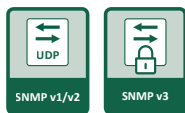
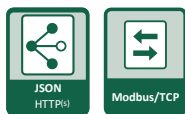
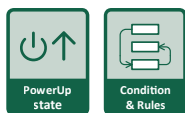
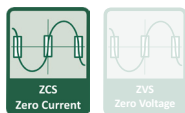
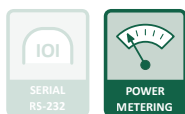
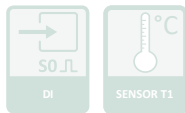
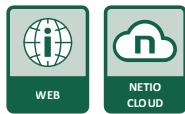
- Web Interface (HTTPs)
- Open API
- NETIO Cloud
- NETIO Mobile 2
- 1x DI (Digital Input)

### FEATURES

- PowerUp sequence
- Week Scheduler function
- Ping + Power WatchDog
- Condition & Rules
- AV Drivers ready
- nBus / multiPDU suport
- External temperature sensor (DI)
- Thermostat feature

### OPEN API


- Telnet
- SNMP v1/v3
- Modbus/TCP
- MQTT-flex
- URL API - HTTP(s) get
- JSON over HTTP(s) & more



## PowerBOX 4Kx

NETIO PowerBOX 4Kx is a LAN-enabled smart power strip with 4 outputs. Each output socket can be switched on or off individually over the web interface. Integration with 3<sup>rd</sup> party systems using various protocols (JSON over HTTP(s), Modbus/TCP, SNMP, MQTT-flex, Telnet, ...) is possible. With the secure NETIO Cloud service, the outputs can be controlled from anywhere. Drivers for AV systems are available (Crestron, Extron, Savant, RTI, Utelogy, ELAN and more).

### Power Metering & Switching



### SPECIFICATIONS

- Switching & metering each power output independently
- 4x power metering (A, W, kWh, TPF, V, Hz)
- Power input:
  - Fixed cable 1.6m
  - Plug: Type F/E (16A) / Type G (13A)
- Power output: 4x max 16A per output (13A for 4PG)
- 1x RJ45 Ethernet
- ZCS (Zero Current Switching)

### FEATURES

- PowerUp sequence
- PowerUp State / Delay
- Week Scheduler function
- Ping + Power WatchDog
- Condition & Rules
- AV Drivers ready

### CONTROL OPTIONS


- Web Interface (HTTPS)
- Open API
- NETIO Cloud
- NETIO Mobile 2

### OPEN API

- Telnet
- SNMP v1/v3
- Modbus/TCP
- MQTT-flex
- URL API - HTTP(s) get
- JSON over HTTP(s) & more

### PowerBOX 4Kx with WiFi

PowerBOX 4Kx with WiFi is available. It comes in all three Types of sockets (G, F, E).



# PowerBOX 3Px

NETIO PowerBOX 3Px is a professional electrical socket device with 3 outputs and LAN connectivity. Each output socket can be separately switched on or off over the web interface. Integration into 3<sup>rd</sup> party systems using various protocols (JSON over HTTP(s), Modbus/TCP, SNMP, MQTT-flex, Telnet, ...). With the NETIO Cloud service, the outputs can be controlled from anywhere. Drivers for AV systems are available (Crestron, Extron, Savant, RTI, Utology, ELAN and many more).

## Power Switching



### SPECIFICATIONS

- Switching each power output independently
- Power input:
  - Fixed cable 1.6m
  - Plug: Type F/E (16A) / Type G (13A)
- Power output: 3x max 16A per output (13A for 3PG)
- 1x RJ45 Ethernet
- ZVS (Zero Voltage Switching)

### CONTROL OPTIONS

- Web Interface (HTTPS)
- Open API
- NETIO Cloud
- NETIO Mobile 2

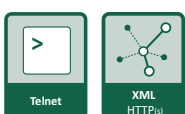

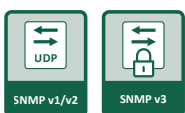
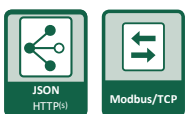
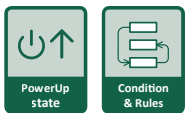
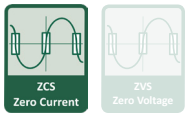
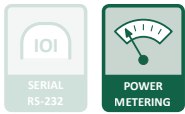
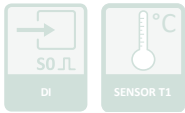
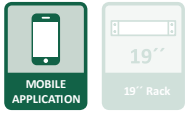

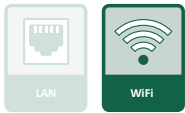
### FEATURES

- PowerUp sequence
- PowerUp State / Delay
- Week Scheduler function
- Ping WatchDog
- Condition & Rules
- AV Drivers ready

### OPEN API

- Telnet
- SNMP v1/v3
- Modbus/TCP
- MQTT-flex
- URL API - HTTP(s) get
- JSON over HTTP(s)
- & more





## PowerCable 1Kx

NETIO PowerCable 1Kx is a smart WiFi power socket for integration with 3<sup>rd</sup> party systems. Use PowerCable REST to measure electrical parameters (A, W, kWh, TPF, V, Hz) and switch its output on/off using one of the 10 Open API protocols, the web interface, NETIO Cloud, or the mobile app. Drivers for AV systems are available (Crestron, Extron, Savant, RTI, Utelogy, ELAN and more).

### Power Metering & Switching



### SPECIFICATIONS

- Switching & metering the power output
- 1x power metering (A, W, kWh, TPF, V, Hz)
- Power input: Depending on the model
- Power output: 110/230V 10-16A (by model 101x)
- **WiFi Connection only**
- ZCS (Zero Current Switching)

### FEATURES

- PowerUp sequence
- PowerUp State / Delay
- Week Scheduler function
- Ping + Power WatchDog
- Condition & Rules
- AV Drivers ready

### CONTROL OPTIONS

- Web Interface (HTTPs)
- Open API
- NETIO Cloud
- NETIO Mobile 2

### OPEN API

- Telnet
- SNMP v1/v3
- Modbus/TCP
- MQTT-flex
- URL API - HTTP(s) get
- JSON over HTTP(s) & more

Available Models



PowerCable 1KF



PowerCable 1KE



PowerCable 1KJ



PowerCable 1KS

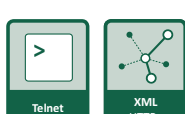

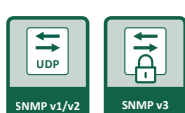
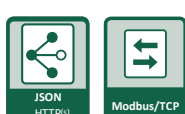
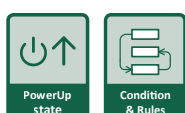
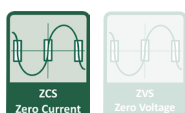

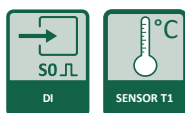


PowerCable 1KY



PowerCable 1KG





## PowerCable 2KZ / 2KF

NETIO PowerCable 2Kx is LAN & WiFi based flat PDU with 2 power outputs & 2x DI (Digital Input) for external devices. Device measures electrical parameters (A, W, kWh, TPF, V, Hz) and switches individually both outputs ON/OFF/restart. 2x DI (Digital Input) with 50 pulse counter (32 bit) can be used to connect external devices or energy meters. Integration with 3<sup>rd</sup> party systems (Open API + AV drivers) is possible.

### Power Metering & Switching



### SPECIFICATIONS

- Switching & metering both power outputs independently
- 2x power metering (A, W, kWh, TPF, V, Hz)
- Power input: 110-230V / 16A
- Power output: 2x Power switching + metering
- 1x RJ45 Ethernet + WiFi
- 2x DI - Digital Input (Dry contact, S0, Ext. sensor)
- ZCS (Zero Current Switching)

### FEATURES

- PowerUp sequence
- Week Scheduler function
- Ping + Power WatchDog
- Condition & Rules
- AV Drivers ready
- nBus / multiPDU suport
- External temperature sensor (DI)
- Thermostat feature

### CONTROL OPTIONS

- Web Interface (HTTPs)
- Open API
- NETIO Cloud
- NETIO Mobile 2
- 2x DI (Digital Input)

### OPEN API

- Telnet
- SNMP v1/v3
- Modbus/TCP
- MQTT-flex
- URL API - HTTP(s) get
- JSON over HTTP(s)
- & more

### DEVICE TYPE OPTIONS

- PowerCable 2KF - power cables included: EU plug, 2x power socket (Type F, E or G)
- PowerCable 2KZ - no power cables, terminal block inside

# PowerCable 2PZ

NETIO PowerCable 2PZ is cost effective version of the flat PDU. LAN & WiFi based PDU with 2 switched power outputs. Device switches both outputs individually ON/OFF/restart. Integration with 3<sup>rd</sup> party systems (Open API + AV drivers) is possible.

## Power Switching



### SPECIFICATIONS

- Switching each power output independently
- Power input: 110-230V / 16A
- Power output: 2x Power switching
- 1x RJ45 Ethernet + WiFi
- ZVS (Zero Voltage Switching)

### FEATURES

- PowerUp sequence
- PowerUp State / Delay
- Week Scheduler function
- Ping WatchDog
- Condition & Rules
- AV Drivers ready

### CONTROL OPTIONS

- Web Interface (HTTPs)
- Open API
- NETIO Cloud
- NETIO Mobile 2

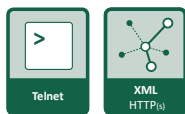

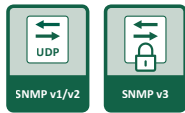
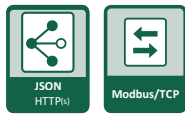
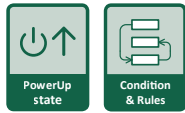
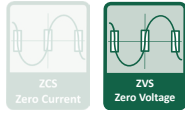

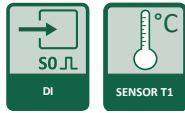
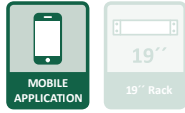

### OPEN API

- Telnet
- SNMP v1/v3
- Modbus/TCP
- MQTT-flex
- URL API - HTTP(s) get
- JSON over HTTP(s)
- & more

### DEVICE TYPE OPTIONS

- PowerCable 2PF - power cables included: EU plug, 2x power socket (Type F, E or G)
- PowerCable 2PZ - no power cables, terminal block inside

- LAN
- WiFi
- WEB
- NETIO CLOUD
- MOBILE APPLICATION
- 19" Rack
- DI
- SENSOR T1
- SERIAL RS-232
- POWER METERING
- ZCS Zero Current
- ZVS Zero Voltage
- PowerUp state
- Condition & Rules
- PING WATCHDOG
- Power WATCHDOG
- SCHEDULER
- HTTPs
- JSON HTTP(s)
- Modbus/TCP
- SNMP v1/v2
- SNMP v3
- MQTT-flex
- MQTT
- Te Inet
- XML HTTP(s)
- Push JSON
- URL API HTTP(s)



## PowerDIN 4PZ

PowerDIN 4PZ is a dual 230V/16A electricity meter with LAN/WiFi and I/O, designed to fit on a DIN rail. Each of the 4 outputs can be switched on or off independently using the Web interface, Open API or NETIO Cloud. Power Outputs 1 & 2 are metered (A, W, kWh, TPF, V, Hz). Energy (Wh) is metered in both directions (consumed / supplied energy). States of 2x DI (Digital Input) with S0 pulse counter (32 bit) can be also read remotely.

Integration with 3<sup>rd</sup> party systems using Open API is possible. With the secure NETIO Cloud service, the outputs can be controlled from anywhere.

### Power Metering & Switching



### SPECIFICATIONS

- 1 phase (power input 230V / max 16A)
- Switching each power output independently
- 2x Power metering (Output 1 & 2)
- 1x RJ45 Ethernet
- ZCS (Zero Current Switching) on Power Output 1 & 2
- 2x DI - Digital Input (Dry contact, S0, Ext. sensor)

- Power Outputs 1 & 2 – independently-metered and switched channels (230V/max 16A AC)
- Relay Outputs 3 & 4 – relay outputs NO/NC (max 230VAC/2A or 48VDC/2A)

### CONTROL OPTIONS

- Web Interface (HTTPS)
- Open API
- NETIO Cloud
- NETIO Mobile 2
- 2x DI (Digital Input)

### FEATURES

- PowerUp sequence
- Week Scheduler function
- Ping + Power WatchDog
- Condition & Rules
- AV Drivers ready
- nBus / multiPDU suport
- External temperature sensor (DI)
- Thermostat feature

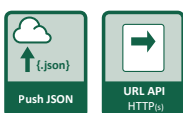
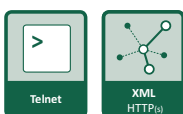

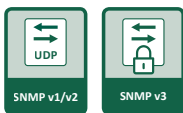

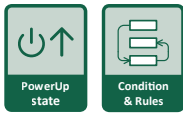
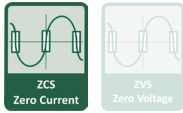
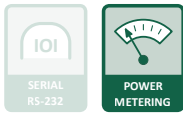
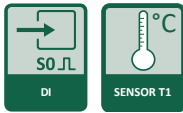
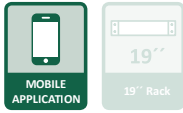

### OPEN API

- Telnet
- SNMP v1/v3
- Modbus/TCP
- MQTT-flex
- URL API - HTTP(s) get
- JSON over HTTP(s)
- & more

# 11 Ways To Control NETIO PDUs:

- 1) From the device's web (can be different from Admin's username/password).
- 2) Using the NETIO Mobile 2 on LAN.
- 3) Using NETIO Cloud service from anywhere.
- 4) Using the NETIO Mobile 2 over NETIO Cloud account.
- 5) Using AV drivers you can control Outputs from many Audio Video SW (Crestron, Control4, Qsys, Atlona, Utelogy...).
- 6) Using built in Week-Scheduler function you can define several On/Off intervals on each output. It requires time NTP synchronization.
- 7) With built in PING WatchDog function, you can restart (by power output) any LAN device when not responding to PINGs from NETIO PDU (Device frozen / sleeping / in IDLE mode).
- 8) With built in Power consumption WatchDog function, you can restart (by power output) any device powered from metered NETIO PDU output. Device frozen / sleeping / IDLE mode is detected by power consumption drop.
- 9) Each DI input on the NETIO device can be assigned by Rules to Switch On/Off/Toggle any power output(s) on the same device.
- 10) There are several Open APIs (protocols) to control outputs/meter power consumption in M2M applications: JSON over HTTP, XML, SNMP, Modbus/TCP, MQTT, URL-API (http get), and others.
- 11) Using FLIC 2 button (BT + LAN gw) you can control up to 3 outputs (group of outputs) from inside building.





## PowerDIN ZK3

PowerDIN ZK3 is a 3 independent phase electricity switch/meter with LAN/WiFi in DIN rail housing. It can be used as 3x16A device or all inputs can be powered from one phase. Each of the 3 outputs can be switched on or off independently using the Web interface, Open API or NETIO Cloud.

DI1 and DI2 terminal block SENSOR/DI can be used to connect external temperature sensor, mechanical switch (dry contact) or count S0 pulses. Several NETIO devices can be also daisy-chained to one multiPDU using the nBus port.

Integration with 3<sup>rd</sup> party systems using Open API is possible. With the secure NETIO Cloud service, the outputs can be controlled from anywhere.

### 3-phases Power Metering & Switching



### SPECIFICATIONS

- 3 individual phases; max 16A per phase
- Can be used for 3-phase system or 3x 1 phase
- 3x power output switching (ZCS)
- 3x power metering (A, W, kWh, TPF, V, Hz)
- 1x RJ45 Ethernet
- 2x DI port for Dry contact / sensors (1x nBus)

### FEATURES

- PowerUp sequence
- Week Scheduler function
- Ping + Power WatchDog
- Condition & Rules
- AV Drivers ready
- nBus / multiPDU support
- External temperature sensor (DI)
- Thermostat feature

### CONTROL OPTIONS

- Web Interface (HTTPS)
- Open API
- NETIO Cloud
- NETIO Mobile 2
- 2x DI (Digital Input)

### OPEN API

- Telnet
- SNMP v1/v3
- Modbus/TCP
- MQTT-flex
- URL API - HTTP(s) get
- JSON over HTTP(s) & more

## PowerDIN ZP3

PowerDIN ZP3 is a 3 independent phase electricity switch with LAN/WiFi in DIN rail housing. It can be used as 3x16A device or all inputs can be powered from one phase. Each of the 3 outputs can be switched on or off independently using the Web interface, Open API or NETIO Cloud.

DI1 and DI2 terminal block SENSOR/DI can be used to connect external temperature sensor, mechanical switch (dry contact) or count SO pulses. Several NETIO devices can be also daisy-chained to one multiPDU using the nBus port.

Integration with 3<sup>rd</sup> party systems using Open API is possible. With the secure NETIO Cloud service, the outputs can be controlled from anywhere.

### 3-phases Power Switching



### SPECIFICATIONS

- 3 individual phases; max 16A per phase
- Can be used for 3phase system or 3x 1phase
- 3x power output switching (ZVS)
- 1x RJ45 Ethernet
- 2x DI port for Dry contact / sensors (1x nBus)

### CONTROL OPTIONS

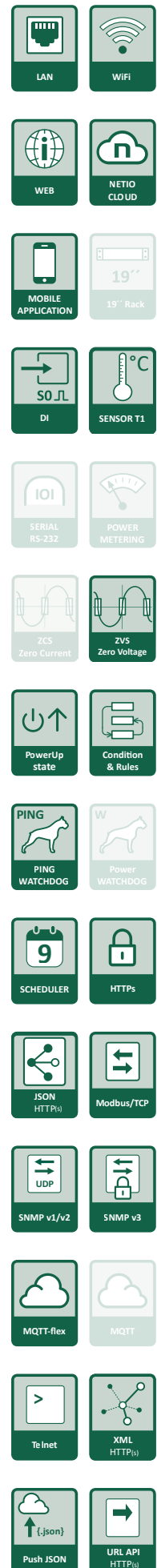
- Web Interface (HTTPs)
- Open API
- NETIO Cloud
- NETIO Mobile 2
- 2x DI (Digital Input)

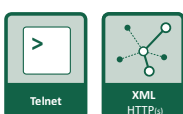

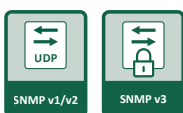
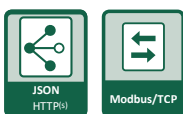
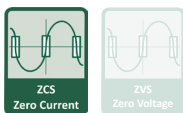
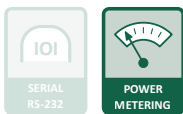
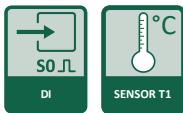
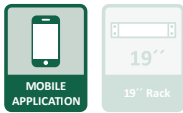
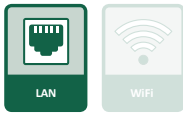
### FEATURES

- PowerUp sequence
- Week Scheduler function
- Ping WatchDog
- Condition & Rules
- AV Drivers ready
- nBus / multiPDU suport
- External temperature sensor (DI)
- Thermostat feature

### OPEN API

- Telnet
- SNMP v1/v3
- Modbus/TCP
- MQTT-flex
- URL API - HTTP(s) get
- JSON over HTTP(s) & more




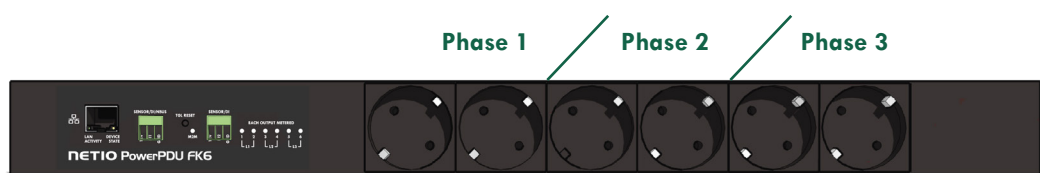


## PowerPDU FK6

NETIO PowerPDU FK6 is a 3 phases PDU with 3x16A 400V power Input (5-pin CEE plug) with 6 independent 16A Type F (Schuko) power sockets. It's LAN-enabled smart PDU with 6 individual outputs (2 outputs per each phase).

Each output socket can be switched On / Off individually over the web interface. Integration with 3<sup>rd</sup> party systems using Open API is possible. With the secure NETIO Cloud service, the outputs can be controlled from anywhere. Green terminal block SENSOR/DI can be used to connect external temperature sensor, mechanical switch (dry contact) or count SO pulses.

### 3-phases Power Metering & Switching



### SPECIFICATIONS

- Power input: 3x16A 400V (CEE 5-pole 3x16A 400V)
- Power outputs: 6x output in total (Type F - Schuko)
- Each phase on 2 sockets
- 6x Power output switching (ZCS)
- 6x power metering (A, W, kWh, TPF, V, Hz)
- RCM (Residual Current Monitor)
- 1x RJ45 Ethernet
- 2x DI port for Dry contact / sensors (1x nBus)

### FEATURES

- PowerUp sequence
- Week Scheduler function
- Ping + Power WatchDog
- Condition & Rules
- AV Drivers ready
- nBus / multiPDU suport
- External temperature sensor (DI)
- Thermostat feature

### CONTROL OPTIONS

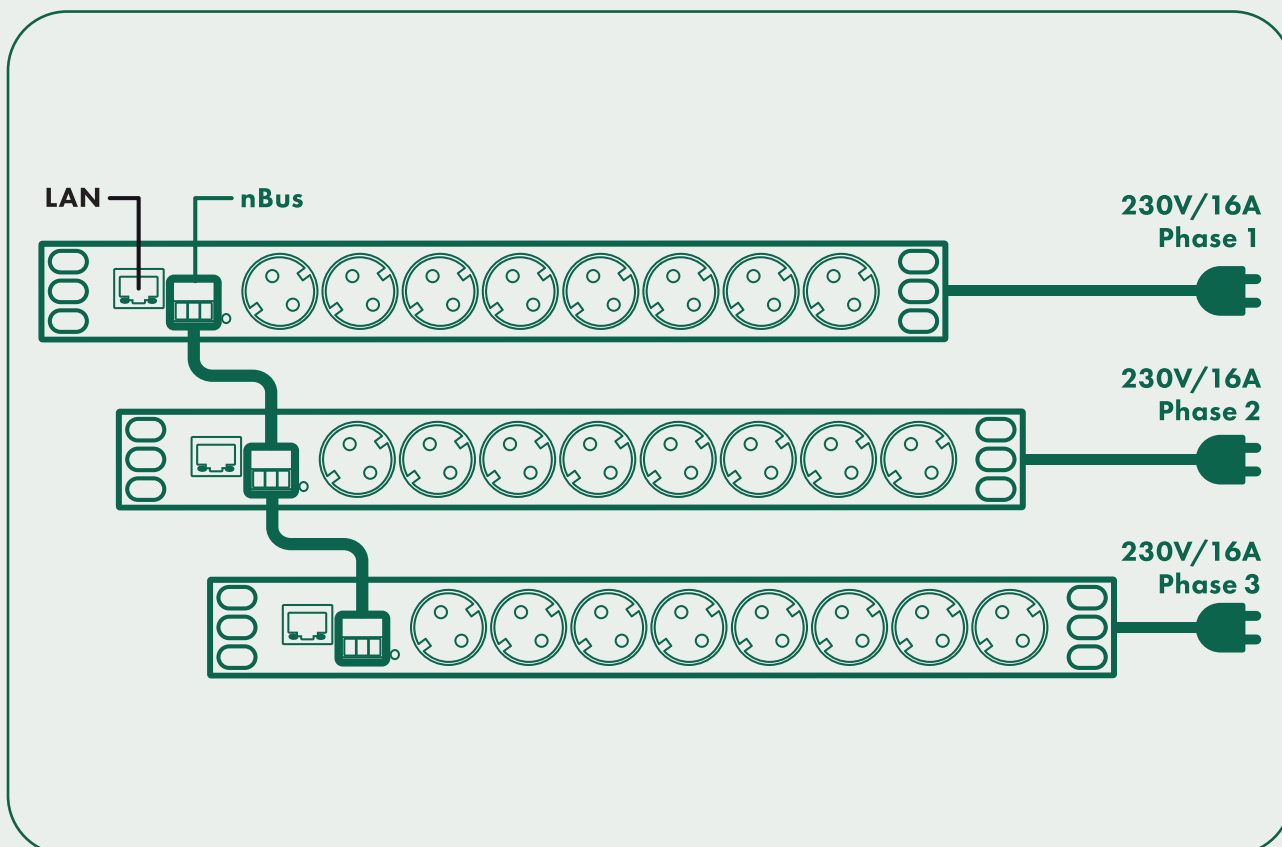
- Web Interface (HTTPS)
- Open API
- NETIO Cloud
- NETIO Mobile 2
- 2x DI (Digital Input)

### OPEN API

- Telnet
- SNMP v1/v3
- Modbus/TCP
- MQTT
- URL API - HTTP(s) get
- JSON over HTTP(s)
- & more

# nBus / multiPDU

nBus is unique extension of NETIO PDUs. The user can use nBus to create a multiPDU with multiple outlets from several physical NETIO PDUs. The resulting multiPDU uses only one RJ45 (Ethernet port). / The multiPDU has only one IP address, but one setting for all outlets included in the multiPDU. Individual PDUs connected to a multiPDU can be powered by different phases (A /B separate power supply / 3-phase system).



## FEATURES

- Can be created from any NETIO PDUs with nBus support
- Max 4 devices in total
- Max distance 10 meters in total
- Whole multiPDU is using only one RJ45 (Ethernet) / IP address
- PowerUp Sequence above all outputs
- Condition & Rules above all outputs
- Metering above all outputs
- nBus connection cables can be ordered as accessory
- nBus is galvanically isolated (can be used in 3 phases system)

TOTAL  
**24**  
OUTPUTS

# NETIO for North America

**NETIO PRODUCTS US INC.** is a new **branch of NETIO products a.s.** with a dedicated focus on the **North American market**. We offer the same reliable and innovative power distribution units (PDUs) as our European parent company, renowned for its engineering excellence, but with the added benefit of **products specifically tailored to the needs of North American customers**. This includes understanding the unique power requirements, safety standards, and industry-specific demands of the region, ensuring seamless integration and optimal performance for businesses across various sectors.



## UL Compliant

*NETIO products being certified by UL (Underwriters Laboratories) carry the assurance of meeting rigorous safety standards established by an internationally recognized organization.*



UL certification enhances product credibility, safety, instilling trust among consumers and regulatory authorities. Having products certified ensures NETIO can be included in large corporates & governance projects. NETIO products fulfill requirements for US & Canada. As of standard:

- UL 62368-1 3rd Edition
- CAN/CSA C22.2 No. 62368-1:19

## TAA Compliant

*Being TAA-compliant offers significant benefits for NETIO products, especially for entering the U.S. government and institutional markets.*



TAA compliance is a requirement for many federal contracts, which opens for us a major market segment. It allows NETIO products to be sold through government procurement channels, greatly expanding its sales potential. Additionally, TAA-compliant products often gain preferred vendor status, making NETIO more attractive in competitive bidding. It also helps NETIO align with national security policies, as TAA-approved sourcing reduces risks associated with restricted countries.

# Products for North America

## PowerPDU 8KB

NETIO PowerPDU 8KB is a PDU with 8 separately measured outputs (8x NEMA 5-15R) which can be controlled over the LAN network.



**NEW**

## PowerPDU 8QB

NETIO PowerPDU 8QB is a PDU with 8 outputs (8x NEMA 5-15R) which can be controlled over the LAN network and supports measurement of the whole PDU and output 1.



**NEW**

## PowerPDU 4KB

NETIO PowerPDU 4KB is a PDU with 4 separately measured outputs (4x NEMA 5-15R) which can be controlled over the LAN network.



**NEW**

## PowerPDU 4PB

NETIO PowerPDU 4PB is a PDU with 4 outputs (4x NEMA 5-15R) which can be controlled over the LAN network.



**NEW**

## PowerCable 2KB

NETIO PowerCable 2KB is a flat PDU with LAN & WiFi connectivity. PowerCable 2KB can switch & meter 2 power outputs (2x NEMA 5-15R) over the LAN network.



**NEW**

## PowerCable 2PB





NETIO PowerCable 2PB is a flat PDU with LAN & WiFi connectivity. PowerCable 2PB can switch 2 power outputs (2x NEMA 5-15R) over the LAN network.


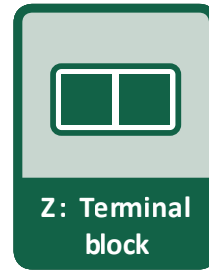




**NEW**

Check out our catalogue for North America



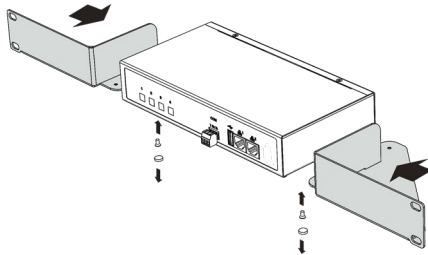




# PowerPDU Family Accessories

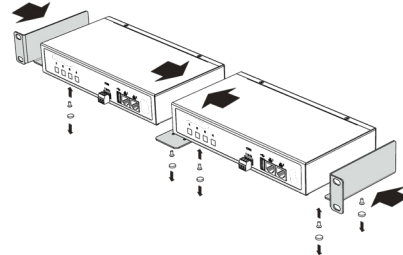
## NETIO RM1

Metal brackets to install one PowerPDU 4PS, 4KS or 4C device into a 1U space in a 19" rack frame.



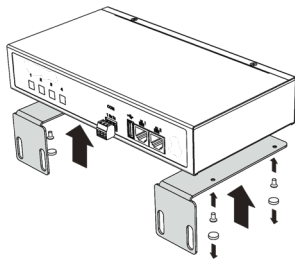
## NETIO RM2

Metal brackets to install two pieces of PowerPDU 4PS, 4KS or 4C devices into a 1U space in a 19" rack frame.



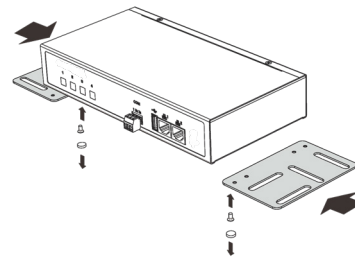
## NETIO RM3 vertical

Metal brackets to fasten one NETIO PowerPDU device (PowerPDU 4PS, 4KS, 8QS or 4C) to a vertical bar in a rack frame.



## NETIO RM4 universal

Universal metal brackets to fasten one PowerPDU 4PS, 4KS, 8QS or 4C devicee.g. to horizontal bars in a rack frame.



# PowerBOX Family Accessories



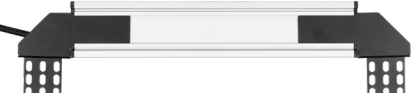
## NETIO MK1 PowerBOX

Metal bracket for mounting 1 piece of PowerBOX 3Px or PowerBOX 4Kx on the wall, contains two metal pieces. Both parts slide into the aluminum profile (back side).



## NETIO MK2 PowerBOX 19 horizontal

Metal brackets for 1 unit of NETIO PowerBOX 3Px / 4Kx into a 1.5U space in a 19" rack frame.

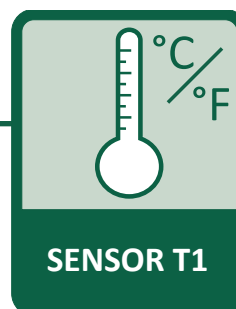


## NETIO MK3 PowerBOX 19 vertical

Metal brackets to fasten 1 unit of NETIO PowerBOX 3Px/4Kx to a vertical bar in a rack frame.

## Sensor T1

*NETIO Sensor T1 is an external temperature sensor on 3m cable. It is compatible with NETIO products equipped by DI (Digital input). Temperature value is indicated on the device web. Using the CR (Condition & Rules) and PAB features can be the defined output switched autonomously based on measured temperature. Temperature value is also supported by Open API protocols, mobile app NETIO Mobile 2, NETIO Cloud and other features.*



### Properties

- **Operating range:** -20 °C to +80 °C
- **Accuracy:**  $\pm 0.4$  °C
- **Interface:** DI terminal block
- **Cable:** PVC shielded cable, 3 m
- **Probe:** Stainless steel, 60 mm,  $\varnothing$  6 mm
- **IP 67**

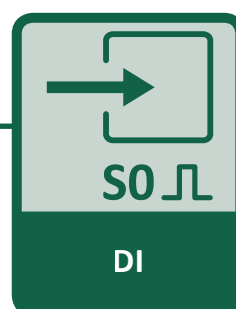


### Application

- Thermostat switching power for heating / cooling device
- Indoor/outdoor temperature monitoring (warehouse, production, meeting rooms)
- IT – Temperature in rack, data center or server rooms
- AV – Studios, conference rooms, museums, cinemas, smart home, digital signature

## Digital Input

*Digital Input is 2 state input (0 or 1) for connecting dry contact (mechanical switch). Any push-button, mechanical switch or sensor/detector with relay output can be connected to the Digital Input. There is also a 12V power output available.*




### DI State Indication

- DI state (0 / 1) + pulse counter is shown on the device web page.
- DI state (0 / 1) + pulse counter is visible in NETIO Cloud.
- DI state (0 / 1) + pulse counter is available in the APIs (JSON, MQTT, SNMP, ...)

### You can connect to NETIO DI

Mechanical switch, movement detector, temperature sensor T1, etc.



# NETIO PDUs: BUILT TO LAST

NETIO products are engineered for exceptional durability, far surpassing the typical lifespan of consumer-grade electronics. This commitment to longevity begins with the selection of robust, industrial-grade components designed to withstand demanding environments and resist wear and tear.

NETIO engineers employ advanced design techniques to ensure **long-term reliability**, including features like **Zero Current Switching**. This technology minimizes stress on relay contacts, the components most susceptible to failure in traditional power distribution units. By precisely timing the switching action to occur when the current crosses zero, NETIO **significantly reduces arcing and erosion**, dramatically **extending the life** of the relays and minimizing the need for replacements.

This focus on durability translates to a **lower environmental impact** in several ways. Firstly, it **reduces electronic waste**. Products that last longer mean fewer units end up in landfills, lessening the strain on our planet's resources. Secondly, it minimizes the need for frequent replacements, which in turn reduces manufacturing, packaging, and shipping – all of which contribute to carbon emissions. NETIO's dedication to building enduring products aligns perfectly with their commitment to sustainability, demonstrating that high performance and environmental responsibility can go hand-in-hand.




And because NETIO is so confident in the long-term reliability of their products, they offer an industry-leading 6-year warranty.

This **extended warranty** period provides peace of mind to customers, assuring them that their investment is protected. It also reflects NETIO's dedication to standing behind their products and their commitment to customer satisfaction. By offering such a comprehensive warranty, NETIO demonstrates their belief in the quality and durability of their power distribution units, encouraging customers to **choose reliable, long-lasting solutions that minimize environmental impact**.

# Accurate Power Metering

As a unique feature, NETIO power socket models that support power metering can measure electrical parameters with a high accuracy (1%) - each device is two-point calibrated at the factory, giving you a reliable data source for your power analysis!



All metered values are accessible via web interface and Open API.

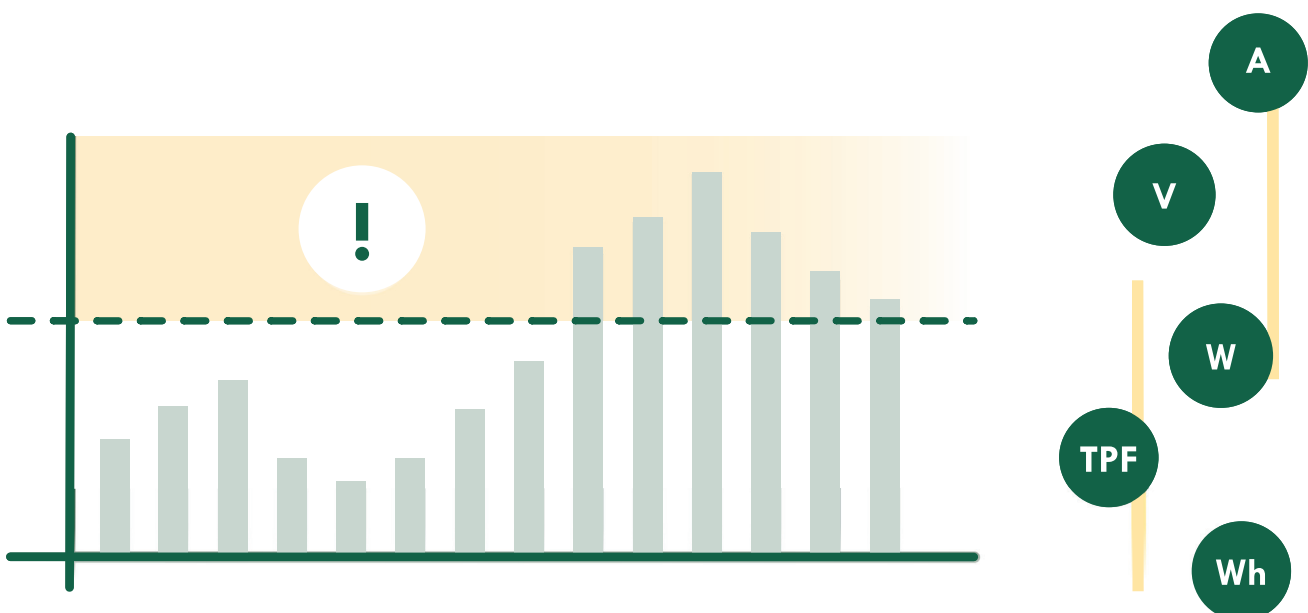
## Metered values\*

- Current [A]
- Output power [W]
- Phase shift [°]
- TPF (True Power Factor)
- Voltage [V]
- Grid frequency [Hz]
- Energy [Wh]
- Reverse Energy [Wh]

\*Actual number of metered values depends on the product model

## How can you use the data?

- **Power & Cost analysis** of your electrical appliance (TV screens, fridges etc.)
- Long-term behavior **monitoring and predictive maintenance**
- **Threshold warnings** when power is too high / too low
- **Monitoring fault conditions** (e.g. water pump is running dry)
- Power monitoring over SNMP in Zabbix / Nagios / Prometheus / Grafana etc.
- **Counting repeated work cycles** of a generic mechanical machine (e.g. gates, robots or vending machines)
- Download CSV file from NETIO Cloud per output.



## NETIO Cloud



With NETIO Cloud, you can switch On/Off or restart (power cycle) any electrical appliance powered by NETIO PDU power output. Several NETIO PDUs can be connected to one company account. Users can control PDU output(s) from the Mobile App (IOs & Android) or the NETIO Cloud Service web page.

- Secured online service (TLS 1.3, HTTPs)
- Long-term stable & reliable
- User Roles & Access Rights
- Remote firmware update
- Power-Up Sequence
- Project oriented (Multi-user feature)
- On Premise version available
- Open API mindset
- NETIO Mobile 2 synchronization

### ONE DASHBOARD

In NETIO Cloud you see all of the outputs of your devices on one dashboard and you can easily control them from there. You can switch each output On/Off, restart (short power off) or also activate/deactivate its Scheduler feature.

### SEARCH FUNCTION

You can name outputs and devices. You can filter the words you like through the search bar and control a group based on names.

### MULTI-USER

NETIO Cloud is designed primarily for organizations or companies as the main users. Organizations can centrally manage their devices and data through their account. They can also share access with other user accounts by assigning specific roles, ensuring secure and flexible collaboration.

### DEVICE GROUPING

Each device can be assigned to a defined group for clarity. You can sort the devices by different criteria (buildings, location, customer, purpose, ...).

### REPORTS new

Netio Cloud offers electrical consumption reporting possibilities as simple CVS file download or Push report into MS Power BI. User can define reporting details from group of devices, through single device or even down to individual outputs.

### SSO & 2FA

With SSO (Single Sign On) you can use MS 365, Google or Octa to log in into your account. Domain login is possible for customers with Enterprise subscription plan.

You can secure your account beyond just username and password with Two-Factor Authentication (2FA).

**On Premise Available.**

## CREDIT SYSTEM

NETIO Cloud is a paid service, charged in NETIO Cloud credits. These credits are then deducted per day based on the number of devices added to the organization according to the subscription plan chosen.

## How to get NETIO Cloud credits?

- **Credit Voucher** - You can buy Credit Vouchers from our Distributors.
- **Welcome credit** - Once you add a new product to your NETIO Cloud organization, NETIO Cloud automatically adds 50 000 FREE credits one time per device.

## SUBSCRIPTION PLANS

NETIO Cloud offers its customers 3 types of subscriptions, plus a custom one for bigger projects.

	BASIC	SMALL OFFICE	ENTERPRISE
<b>Max. Users</b>	1	5	50
<b>User Roles</b>	-	YES	YES
<b>Device Limit</b>	50	500	2000
<b>Device Groups</b>	-	YES	YES
<b>Remote Schedule ON/OFF</b>	-	YES	YES
<b>NETIO Mobile 2</b>	YES	YES	YES
<b>Audit Log</b>	-	YES	YES
<b>MQTT API</b> ( <i>publish/day</i> )	-	5,000	10,000
<b>PDU Connection Alert</b>	YES	YES	YES
<b>Connection Error Alert Reaction Time</b>	30 min.	1 min.	1 min.
<b>Historical Data Retention</b> ( <i>after an additional fee</i> )	1 Year	2 Years	4 Years
<b>PAB &amp; WatchDog Alerts</b>	-	-	YES
<b>Remote Firmware Update</b>	YES	YES	YES
<b>0 Credit Protection Period</b> ( <i>until the account is blocked</i> )	7 days	14 days	30 days

## TRY NETIO CLOUD DEMO!

Test the NETIO cloud service even without NETIO PDU on the table.

Go to: [cloud.netio-products.com](https://cloud.netio-products.com)

Login: [demo@netio.eu](mailto:demo@netio.eu) / password: demodemo



## NETIO Mobile 2

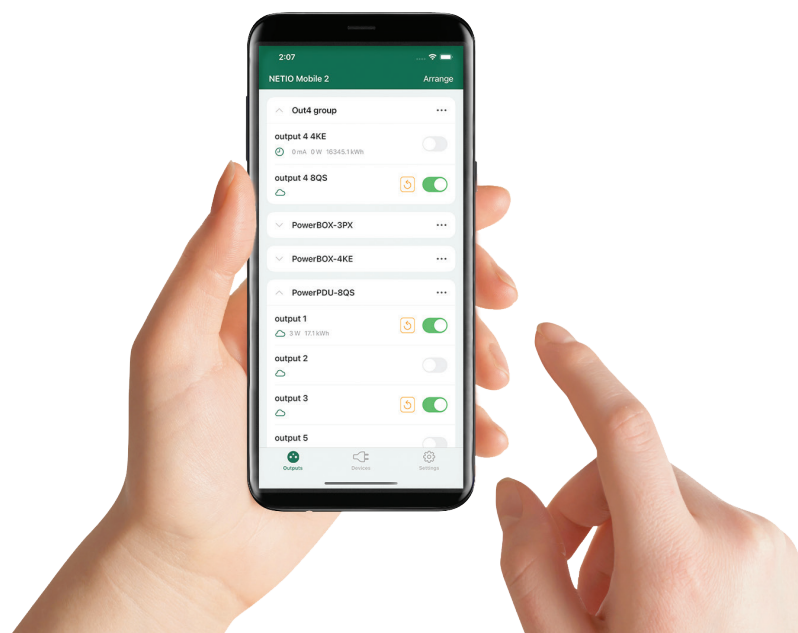
*NETIO Mobile 2 is a mobile app to control all outputs on several NETIO devices over LAN (WiFi) or NETIO Cloud account from mobile phones and tablets. It is supported by all NETIO devices.*



- **Control individual power outputs** – switch ON, switch OFF, RESET
- Mobile App control devices on **LAN** or all devices in defined **user account** (NETIO Cloud).
- **Read power consumption data** (A, W, Wh) from outputs that support energy metering
- Turn the Scheduler on / off for each output
- Outputs can be arranged into groups
- Group control - switch on/off all outputs in the group
- Group control - turn the Scheduler on/off for all outputs in the group
- Organize the outputs within groups (by function or location)
- Change output / device names (visible in the application)
- Add multiple devices to the mobile app
- Search your network for NETIO devices (LAN discover function)



**Get our mobile app NETIO Mobile 2:**



# User-friendly Web Interface

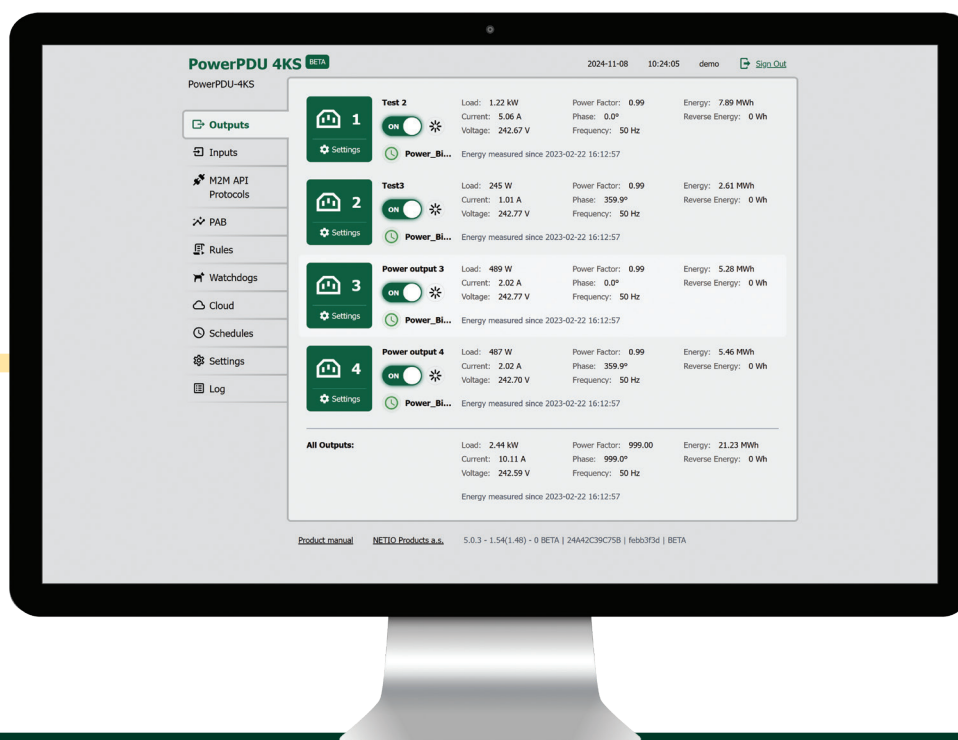


NETIO devices include their own web server and can be configured over web interface. The web interface is accessible over the local network with any web browser at the device's IP address. Each output can be controlled independently and electrical metering data is visible for metered outputs.


- **Switching** each power output On / Off / Reset
- Electrical **metering** data visible

- **Open API** configuration
- **NETIO Cloud** connection


- **Scheduler function:** Time-based power switching for each output
- **IP WatchDog(s), Rules & Condition configuration.**
- **PowerUp state:** Define the behavior of the power output after the device is powered up (or after power is restored after power outage). Possible values: On / Off / Last state.
- **PowerUp delay:** Set a delay (in milliseconds) to wait before switching the output (e.g. when the power is restored after an outage). This prevents circuit breakers from tripping.



# Open API



Monitor and control your NETIO power socket via any interoperable device, software or cloud. NETIO devices can be easily integrated into the systems you are already using. NETIO products support many Open API standards such as MQTT, Modbus/TCP, JSON over HTTP, SNMP, XML and more...



### JSON and XML over HTTP(s)

JSON and XML are popular thanks to their simplicity and human-readability. JSON is the most popular protocol, used in most integrations in the AV market – Crestron, Control4, RTI, Savant and more.



### URL API (http get)

By accessing a certain WWW address, a socket can be switched on, switched off, or toggled. This method is often used in IP surveillance cameras, JAVA scripts, or other web technologies.



### HTTP(s) Push – JSON / XML

NETIO devices can periodically connect to the specified server over http / https and send data in a JSON or XML structure. It is useful in cases where the NETIO device is not accessible from the internet or the server (NETIO device is in a LAN behind a NAT).



### MQTT / MQTT-flex

MQTT is often used in IoT applications and related cloud services. It is designed for large networks with low data traffic to minimize data volumes. MQTT-flex is a text based configurable version of the standard MQTT protocol (broker details, topics, etc.).



### SNMP v1/v2, SNMP v3

NETIO sockets can be controlled via SNMP v1/v2 or the more secure SNMP v3. Popular SNMP applications are: Nagios, Zabbix, Cacti, Paessler PRTG Network Monitor and more.



### Modbus/TCP

Modbus/TCP is very common in industry, where it is a de-facto standard for communication on a local level. It does not support any security. Thanks to Modbus/TCP support, NETIO sockets can be controlled from PLCs or various SCADA applications.



### Telnet

NETIO sockets can be controlled with commands sent over a Telnet connection. We maintain Telnet command compatibility with the KShell (Koukaam Shell) instruction set to ensure backward compatibility with Koukaam products.

# List of Features



## LAN

Ethernet 10/100 Mbit interface (RJ-45) for wired connection to LAN (Local Area Network).



## WEB INTERFACE

NETIO devices include their own web server. Each output can be controlled (switch on/off/restart) and configured over the web interface.



## MOBILE APPLICATION

NETIO Mobile 2 is a mobile application, which allows you to control multiple NETIO smart PDUs, strips, sockets and cables from a single screen.



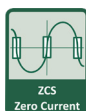
## DI (Digital Input)

Digital Input is an interface, which allows to detect binary signals (0 or 1). A digital input (DI) can be used to control the outputs or count SO pulses.



## SERIAL PORT (RS-232)

Some NETIO devices include a (3-pin) RS-232 serial port. The serial port (serial console) can be connected to a specified TCP/IP port.



## ZCS (ZERO CURRENT SWITCHING)

The relay contacts switch the output on or off when the current crosses the zero level. This reduces the negative effect of Inrush Current.



## POWERUP STATE

This parameter defines the output state (On/Off/Last) after powering up the device or when power is restored after a power outage.



## IP WATCHDOG (PING)

Function, that checks the availability of another device in the network using the "ping" command (ICMP protocol).



## SCHEDULER

The Scheduler function (also known as Planner or Calendar) allows to specify a time plan for switch-ing individual electrical sockets on and off.



## JSON over HTTP(s)

JavaScript Object Notation (JSON) is a platform-independent data transfer format. A JSON data structure is transferred over HTTP(s).



## SNMP v1/v2

SNMP v1/v2 (Simple Network Management Protocol) is a UDP-based protocol for monitoring and management of networks and services.



## MQTT-flex

The MQTT-flex version of the MQTT protocol can be configured in detail thanks to the "flex" extension.



## Telnet

Telnet is a TCP/IP-based protocol used in computer networks that allows the user to connect to a re-mote computer using a Telnet application (console).



## HTTP(s) Push JSON

NETIO devices can periodically connect to the specified server over http/https and send data in a .json (JavaScript Object Notation) structure.



## WiFi

Ethernet 10/100 Mbit interface (RJ-45) for wired connection to LAN (Local Area Network).



## NETIO CLOUD

NETIO Cloud is a service for controlling multiple NETIO devices from one screen. It is well-secured and reliable. It is accessible via any web browser.



## 19" RACK

Some NETIO devices fit into 19" cabinet (1U). Metal brackets (Rack Mount Kits) are available as an accessory.



## SENSOR T1

NETIO Sensor T1 is an external temperature sensor on 3m cable. It is compatible with NETIO products equipped by DI (Digital input).



## POWER METERING

Some NETIO devices can measure electrical values – [A], [W], [Wh], TPF (True Power Factor), [V], [Hz], [°], ...



## ZVS (ZERO VOLTAGE SWITCHING)

The relay contacts switch the output on or off when the voltage crosses the zero level. This reduces the negative effect of Inrush Current.



## CONDITION & RULES

NETIO Condition (PAB & WatchDog) & Rules are pre-defined detections (Conditions) and related actions. Running in NETIO PDU devices.



## POWER WATCHDOG

PDU based autonomous monitoring of connected (powered) electrical device system. Power consumption drops-down can be used for autonomous restart.



## HTTPS

NETIO devices are configured via an internal web server. All communication with the device, which is HTTP-based, can be encrypted using HTTPS and custom certificates.



## MODBUS/TCP

Modbus/TCP is a communication protocol designed for industrial applications - exchanging data messages in a master-slave mode.



## SNMP v3

SNMP version 3 supports secure communication. Unlike SNMP v1 and v2, it uses username and password authentication and SSL encryption.



## MQTT

MQTT (Message Queuing Telemetry Transport) is a simple protocol for exchanging messages among devices. It is frequently used in IoT applications.



## XML over HTTP(s)

XML stands for eXtensible Markup Language. It is a language that uses tags in a defined structure. A XML data structure is transferred over HTTP(s).

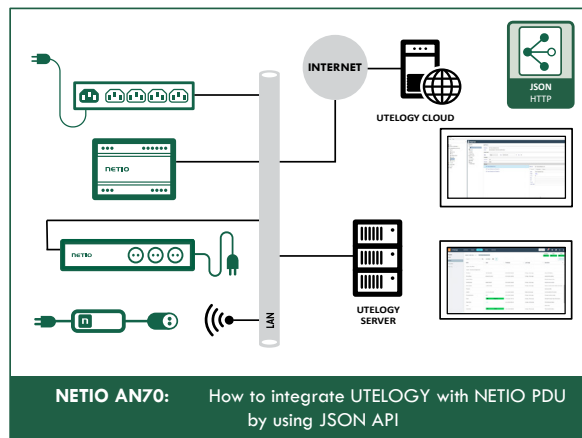
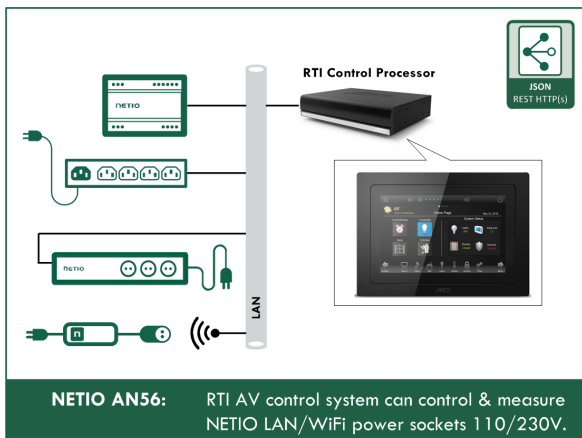

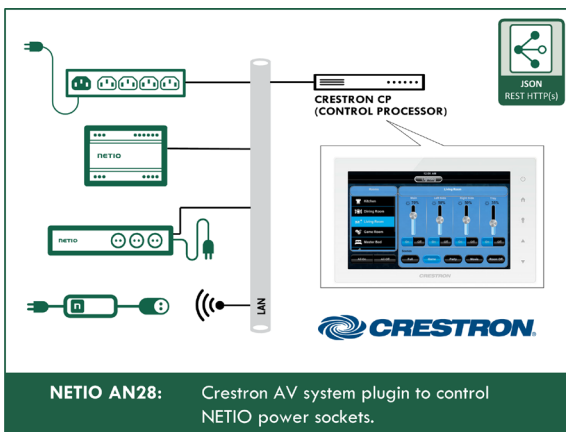
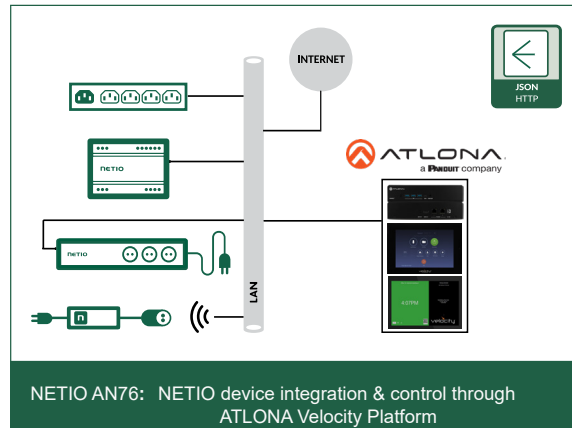
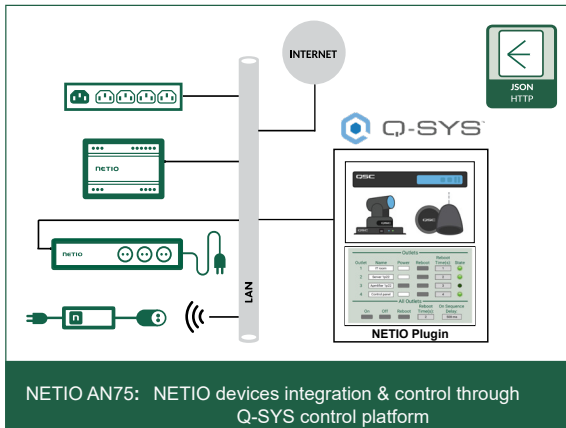


## URL API (http get)

Simple method for passing parameters as a part of a URL address (http get). In this way, it is easy to turn on/off or toggle each individual socket.

# Application Notes

A vast library of AN resources enhances your understanding of how to integrate NETIO products into your applications. Visit [www.netio-products.com](http://www.netio-products.com) – to learn more about “How to API”, browse examples of integrations, setups etc...



# Integration Partners

We believe in interoperability and easy integration using Open API. Each NETIO device supports multiple APIs, which makes it a versatile component to your system.



BrightSign®

Control4®



cue

domotz

ELAN®

elgato

FIBARO®



HWgroup®



LOXONE

Nagios

biamp. | Neets



0117

PIXI LAB Blocks®

PRO DVX | ALWAYS ON



SAVANT

SIEMENS

SKAARHOJ

utelogy

ZABBIX

Like what you see?

Contact our partner in your country, but if you haven't found any, contact us and become one!

Write us to [sales@netio.eu](mailto:sales@netio.eu)

# Product Comparison

PowerPDU 4KS

PowerPDU 4KB

PowerPDU 4PS

PowerPDU 4PB

PowerPDU 4PV

PowerPDU 8KS

PowerPDU 8KB

PowerPDU 8KF

PowerPDU 8QS

PowerPDU 8QB

PowerPDU 8QF

PowerPDU 8QV

PowerBOX 4KE (WiFi)

PowerBOX 4KF (WiFi)

PowerBOX 4KG (WiFi)

PowerBOX 3PE

PowerBOX 3PF

Power input type	C14	C14	C14	C14	powerCON	C20	C20	Europlug	C20	C20	Europlug	powerCON	Europlug	Europlug	Type G	Europlug	Europlug	
Power input voltage	100-240 V	110-125 V	100-240 V	110-125 V	100-240 V	100-240 V	110-125 V	100-240 V	100-240 V	100-240 V	100-240 V	100-240 V	100-240 V	100-240 V	100-240 V	100-240 V	100-240 V	
Power input current	max 10A	max 15A*	max 10A	max 15A*	max 16A	max 16A	max 15A*	max 16A	max 10A	max 15A*	max 16A	max 16A	max 16A	max 16A	max 13A	max 16A	max 16A	
Power output type	4x C13	4x NEMA 5-15R	4x C13	4x NEMA 5-15R	4x powerCON	8x C13	8x NEMA 5-15R	8x Type F	8x C13	8x NEMA 5-15R	8x Type F	8x powerCON	4x Type E	4x Type F	4x Type G	3x Type E	3x Type F	
Switched channels	4	4	4	4	4	8	8	8	8	8	8	8	8	4	4	4	3	3
ZCS/ZVS	ZCS	ZCS	ZVS	ZVS	ZVS	ZCS	ZCS	ZCS	ZVS	ZVS	ZVS	ZVS	ZCS	ZCS	ZCS	ZVS	ZVS	
Metered channels	4	4	-	-	-	8	8	8	1 + Total	1 + Total	1 + Total	1 + Total	4	4	4	-	-	
Surge protection (SPD Type 3)	●	●	●	●	●	●	●	●	●	●	●	●	●	●	●	●	●	
Internal consumption	1-2 W	1-2 W	1-2 W	1-2 W	1-2 W	1-3 W	1-3 W	1-3 W	1-3 W	1-3 W	1-3 W	1-3 W	1-3 W	1-2 W	1-2 W	1-2 W	1-2 W	
PAB (Power Analyze Block)	●	●	-	-	-	●	●	●	●	●	●	●	●	●	●	●	-	-
Relay outputs (NO/NC)	-	-	-	-	-	-	-	-	-	-	-	-	-	-	-	-	-	
Digital Inputs (DI) + SO counter	●	●	-	-	-	●	●	●	●	●	●	●	●	-	-	-	-	
Temperature sensor	●	●	-	-	-	●	●	●	●	●	●	●	●	-	-	-	-	
LAN	●	●	●	●	●	●	●	●	●	●	●	●	●	●	●	●	●	
WiFi	-	-	-	-	-	-	-	-	-	-	-	-	○	○	○	-	-	
Web interface	●	●	●	●	●	●	●	●	●	●	●	●	●	●	●	●	●	
Open API	●	●	●	●	●	●	●	●	●	●	●	●	●	●	●	●	●	
PowerUp state	●	●	●	●	●	●	●	●	●	●	●	●	●	●	●	●	●	
PowerUp delay	●	●	●	●	●	●	●	●	●	●	●	●	●	●	●	●	●	
Week Scheduler function	●	●	●	●	●	●	●	●	●	●	●	●	●	●	●	●	●	
PING WatchDog	●	●	●	●	●	●	●	●	●	●	●	●	●	●	●	●	●	
Power WatchDog	●	●	-	-	-	●	●	●	●	●	●	●	●	●	●	●	-	
Condition & Rules	●	●	●	●	●	●	●	●	●	●	●	●	●	●	●	●	●	
NETIO Cloud support	●	●	●	●	●	●	●	●	●	●	●	●	●	●	●	●	●	
Mobile App	●	●	●	●	●	●	●	●	●	●	●	●	●	●	●	●	●	
SNMP v1/v2/v3	●	●	●	●	●	●	●	●	●	●	●	●	●	●	●	●	●	
Modbus/TCP	●	●	●	●	●	●	●	●	●	●	●	●	●	●	●	●	●	
MQTT-flex	●	●	●	●	●	●	●	●	●	●	●	●	●	●	●	●	●	
JSON over HTTP(s) (XML)	●	●	●	●	●	●	●	●	●	●	●	●	●	●	●	●	●	
Telnet	●	●	●	●	●	●	●	●	●	●	●	●	●	●	●	●	●	
URL API (http get)	●	●	●	●	●	●	●	●	●	●	●	●	●	●	●	●	●	
HTTP(s) Push - JSON	●	●	●	●	●	●	●	●	●	●	●	●	●	●	●	●	●	
HTTP(s) Push - XML	●	●	●	●	●	●	●	●	●	●	●	●	●	●	●	●	●	
HTTPs	●	●	●	●	●	●	●	●	●	●	●	●	●	●	●	●	●	
19" rack mount	○	○	○	○	○	●	●	●	●	●	●	●	●	○	○	○	○	
Nbus	●	●	-	-	-	●	●	●	●	●	●	●	●	-	-	-	-	
3-phases	1 phase	1 phase	1 phase	1 phase	1 phase	1 phase	1 phase	1 phase	1 phase	1 phase	1 phase	1 phase	1 phase	1 phase	1 phase	1 phase	1 phase	

\*UL rating 12A

# Product Comparison

*PowerBOX 3PG*   
 *PowerCable 1KE*   
 *PowerCable 1KF*   
 *PowerCable 1KG*   
 *PowerCable 1KS*   
 *PowerCable 1KJ*   
 *PowerCable 1KY*   
 *PowerCable 2KZ*   
 *PowerCable 2KF*   
 *PowerCable 2KB*   
 *PowerCable 2PZ*   
 *PowerCable 2PF*   
 *PowerCable 2PB*   
 *PowerDIN 4PZ*   
 *PowerDIN ZK3*   
 *PowerDIN ZP3*   
 *PowerFDU FK6*

Type G	Europlug	Europlug	Type G	C14	Type J	Europlug	T. block	Europlug	NEMA 5-15P	T. block	Europlug	NEMA 5-15P	T. block	Terminal block	T. block	5-pin CEE plug	Power input type	
240 V	240 V	240 V	240 V	100-240 V	240 V	240 V	100-240 V	240 V	110-125 V	100-240 V	240 V	110-125 V	100-240 V	100-240 V	100-240 V	400 V	Power input voltage	
max 13A	max 16A	max 16A	max 16A	max 16A	max 16A	max 16A	max 16A	max 16A	max 15A*	max 16A	max 16A	max 15A*	max 16A	3x 16A	3x 16A	3x 16A	Power input current	
3x Type G	1x Type E	1x Type F	1x Type G	1x C13	1x Type J	1x Type Y	2x Term. b.	2x Type F	2x NEMA 5-15R	2x T. block	2x Type F	2x NEMA 5-15R	4x T. block	3x T. block	3x T. block	6x Type F	Power output type	
3	1	1	1	1	1	1	2	2	2	2	2	2	4	3	3	6	Switched channels	
ZVS	ZCS	ZCS	ZCS	ZCS	ZCS	ZCS	ZCS	ZCS	ZCS	ZVS	ZVS	ZVS	ZVS	ZCS	ZVS	ZCS	ZCS/ZVS	
-	1	1	1	1	1	1	2	2	2	-	-	-	2	3	-	6	Metered channels	
●	●	●	●	●	●	●	●	●	●	●	●	●	●	●	●	●	●	Surge protection (SPD Type 3)
1-2 W	1-2 W	1-2 W	1-2 W	1-2 W	1-2 W	1-2 W	1-2 W	1-2 W	1-2 W	1-2 W	1-3 W	1-2 W	1-2 W	1-2 W	1-2 W	1-2 W	Internal consumption	
●	●	●	●	●	●	●	●	●	●	●	●	●	●	●	●	●	●	PAB (Power Analyze Block)
-	-	-	-	-	-	-	-	-	-	-	-	-	-	-	-	-	-	Relay outputs (NO/NC)
-	-	-	-	-	-	-	2	2	2	-	-	-	2	2	2	●	●	Digital Inputs (DI) + SO counter
●	●	-	-	-	-	-	●	●	●	-	-	-	●	●	●	●	●	Temperature sensor
●	-	-	-	-	-	-	●	●	●	●	●	●	●	●	●	●	●	LAN
-	●	●	●	●	●	●	●	●	●	●	●	●	●	●	●	●	-	WiFi
●	●	●	●	●	●	●	●	●	●	●	●	●	●	●	●	●	●	Web interface
●	●	●	●	●	●	●	●	●	●	●	●	●	●	●	●	●	●	Open API
●	●	●	●	●	●	●	●	●	●	●	●	●	●	●	●	●	●	PowerUp state
●	●	●	●	●	●	●	●	●	●	●	●	●	●	●	●	●	●	PowerUp delay
●	●	●	●	●	●	●	●	●	●	●	●	●	●	●	●	●	●	Week Scheduler function
●	●	●	●	●	●	●	●	●	●	●	●	●	●	●	●	●	●	PING WatchDog
-	●	●	●	●	●	●	●	●	●	-	-	-	●	●	●	●	●	Power WatchDog
●	●	●	●	●	●	●	●	●	●	●	●	●	●	●	●	●	●	Condition & Rules
●	●	●	●	●	●	●	●	●	●	●	●	●	●	●	●	●	●	NETIO Cloud support
●	●	●	●	●	●	●	●	●	●	●	●	●	●	●	●	●	●	Mobile App
●	●	●	●	●	●	●	●	●	●	●	●	●	●	●	●	●	●	SNMP v1/v2/v3
●	●	●	●	●	●	●	●	●	●	●	●	●	●	●	●	●	●	Modbus/TCP
●	●	●	●	●	●	●	●	●	●	●	●	●	●	●	●	●	●	MQTT-flex
●	●	●	●	●	●	●	●	●	●	●	●	●	●	●	●	●	●	JSON over HTTP(s) (XML)
●	●	●	●	●	●	●	●	●	●	●	●	●	●	●	●	●	●	Telnet
●	●	●	●	●	●	●	●	●	●	●	●	●	●	●	●	●	●	URL API (http get)
●	●	●	●	●	●	●	●	●	●	●	●	●	●	●	●	●	●	HTTP(s) Push - JSON
●	●	●	●	●	●	●	●	●	●	●	●	●	●	●	●	●	●	HTTP(s) Push - XML
●	●	●	●	●	●	●	●	●	●	●	●	●	●	●	●	●	●	HTTPs
○	-	-	-	-	-	-	-	-	-	-	-	-	-	-	-	-	●	19" rack mount
-	-	-	-	-	-	-	●	●	●	-	-	-	●	●	-	-	●	Nbus
1 phase	1 phase	1 phase	1 phase	1 phase	1 phase	1 phase	1 phase	1 phase	1 phase	1 phase	1 phase	1 phase	1 phase	1 phase	3-phases/1-phase	3-phases/1-phase	3-phases/1-phase	Electrical system

\*UL rating 12A

# NETIO

**NETIO products a.s.**

**Barrandova 409/1  
143 00 Praha 4 - Modrany  
Czech Republic**

---

 [www.netio-products.com](http://www.netio-products.com)

 [info@netio.eu](mailto:info@netio.eu)

 **+420 211 150 111**

 **AVIXA** Member



**NETIO Products a.s. Distributor**

---